

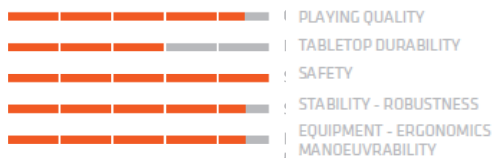
640



22 mm

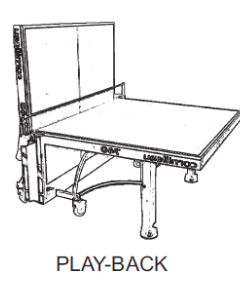
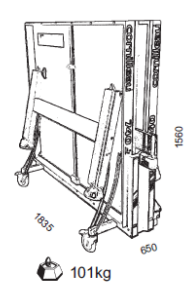
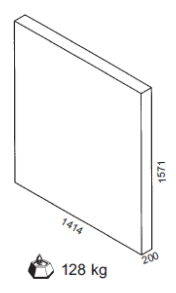


INDOOR
CHIPBOARD

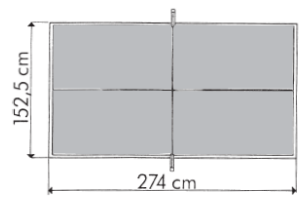


HOME & PRIVATE USE	CLUBS TOURNAMENTS	SCHOOL	PUBLIC PARKS	HOTELS RESORTS	ENTERPRISES SPECIAL EVENTS
	+++				

USES



Norme EN 14468-1 (classe A)



	COMPETITION
REFERENCE	
Designation	640 ITTF
Color- Reference	Blue 116 600
Use	Indoor
PLAYING QUALITY	
Panel Thickness	22 mm
Coating	SKILTOP
Adjustable net	Tension - Height
TABLETOP DURABILITY	
Playing surface	Chipboard
Frame surface	Steel
SAFETY	
Compact Technology	Yes
Locking system	DSI
Locking points	16 points
STABILITY - ROBUTNESS	
Frame height	50 mm
Leg dimensions	80 mm x 40 mm
Leg type	Acier
Adjustable leg pad	Ø 90 mm
Wheels type	Special Indoor ball bearing wheels
Brakes	4
EQUIPMENT – ERGONOMICS - MANOEUVRABILITY	
Wheels (thickness x diameter)	125 mm x 35 mm
Wheelchair play	Yes
Net type	Permanent and retractable
POIDS - DIMENSIONS	
Table weight	101 kg
Packaged weight	1117 kg
Playing dimensions	2740 x 1525 x 760 mm
GUARANTEE	
Guarantee	3 years
Approval	ITTF High Competition
Category (European Standards)	EN 14468-1 – CLASSE A